

BENETTI 40m



CHARACTERISTICS

Builder	Benetti
Designer	Benetti
Class	Bureau Veritas – Full MCA compliant
L.O.A.	40.00m / 131ft
Beam	7.92m / 26ft
Draft	2.70m / 9ft
Gross tons	Displacement – Full 292 tons
Year	1994
Flag	British

CONSTRUCTION

Hull	Steel
Superstructure	Aluminium
Decks	Teak

MACHINERY

Main engines	2 x 2,040hp MTU 12V369TE84
Gear boxes	V drive ZF
Propellers	Schaffrans 4 blade propellers
Engine hours	3200 h
Max speed	17.5 knots
Cruising speed	15 knots
Range	2,200 nm @10 knots 200 ltrs per hour
Consumption	550 l/ 145 gal/h at 15 knots
Generators	2 x 70kw G.M Perkins
Generator hours	9000 hrs
Electrical system	380V three phase / 220V AC & 24V DC
Shore power	380V / 415V – three phase

TANK CAPACITY

Fresh water	8000 litres / 2113 gal
Fuel	45000 litres / 11889 gal
Lube Oil	500 litres / 132 gal
Black/grey tank	1000 litres / 264 gal approx

AUXILLARY MACHINERY

Stabilisers	Rodriquez zero speed (200h)
Bow Thrusters	Naiad
Watermaker	2 x HEM 9,000 l/ 2400 gal/day
Air conditioning	Condaria

DECK MACHINERY / EQUIPMENT

Anchor windlass	2
Anchors	2
Gangway	1 Hydraulic
Cranes	1 Hydraulic 1 Manual
Passerelle	One

NAVIGATION / COMMUNICATION EQUIPMENT

Radars	Furuno FR 2135 S band ARPA Furuno FR 2115 X band ARPA
Navipilot	Plath autopilot V
Gyro	Plath XII
Compass	Plath Magnetic
Depth sounder	Furuno FCV 582L
GPS	Furuno GP 80 & Furuno GP500
Balise	Sarsat copas deck
Sart	MCRT9 sart
Chart plotter	Maxsea with radar, meteo
Navtex	Furuno NX 500
Speed	Plath

SAFETY EQUIPMENT

Distress transmitters	Yes
Life rafts	2 zodiac x 20 persons
Life jackets	Yes
Fire extinguishers	Yes
Alarm system	Yes
Tenders	One Novamarine & one zodiac

ENTERTAINMENT

TV	6 Sony, one plasma Panasonic, one LCD LG
Sat TV	Two Seatel tac 92 TV receivers (one HS) One Sat receiver Canal Sat
Stereo	Bang & Olufsen Beosystem 2500
Jet bike	2
Wave runner	1
Additional water sport	1 diving set

ACCOMMODATION

Accommodation	For up to 11 guests
Owner	Owner's stateroom with ensuite
Guests	2 double cabins with ensuite 2 twins with ensuite
Crew	3 crew cabins 1 Captain's cabin
Salons	2

COMMENTS

Semi-displacement motor yacht exceptionally designed by Benetti. The interior design by Terence Disdale has style and elegance and the use of delicately coloured fabrics and her sculptured furnishings create a uniquely refined and sophisticated living environment. The yacht is fully equipped with the most up to date systems.

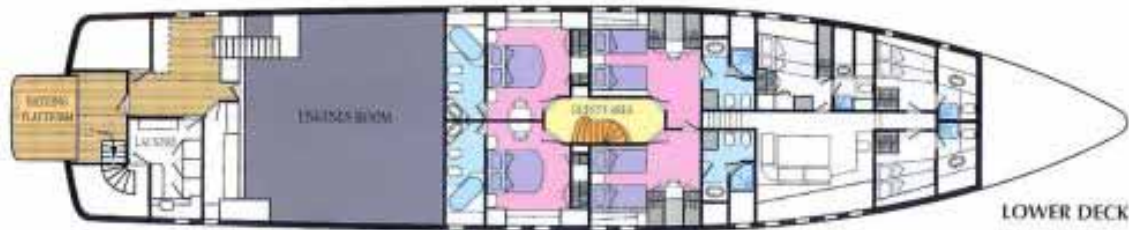
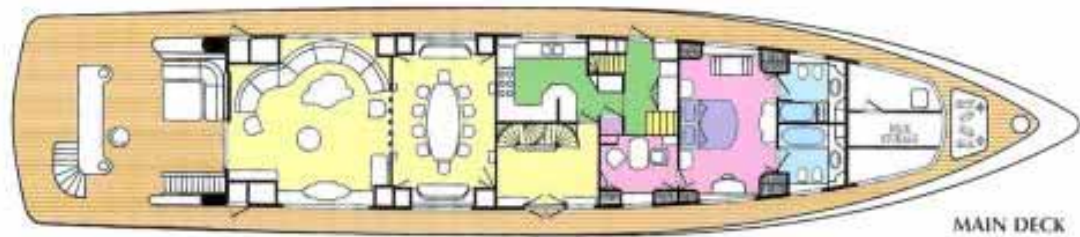
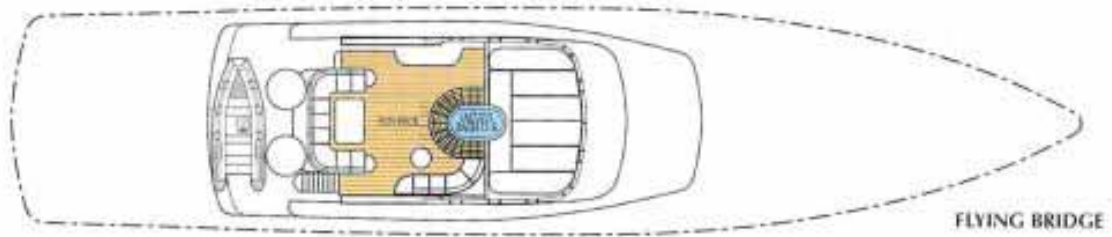
Excellent yacht for charter or family cruising. MCA compliant. VAT paid.











GUEST CABINS
 GUEST BATHROOMS
 GUEST LIVING AREAS